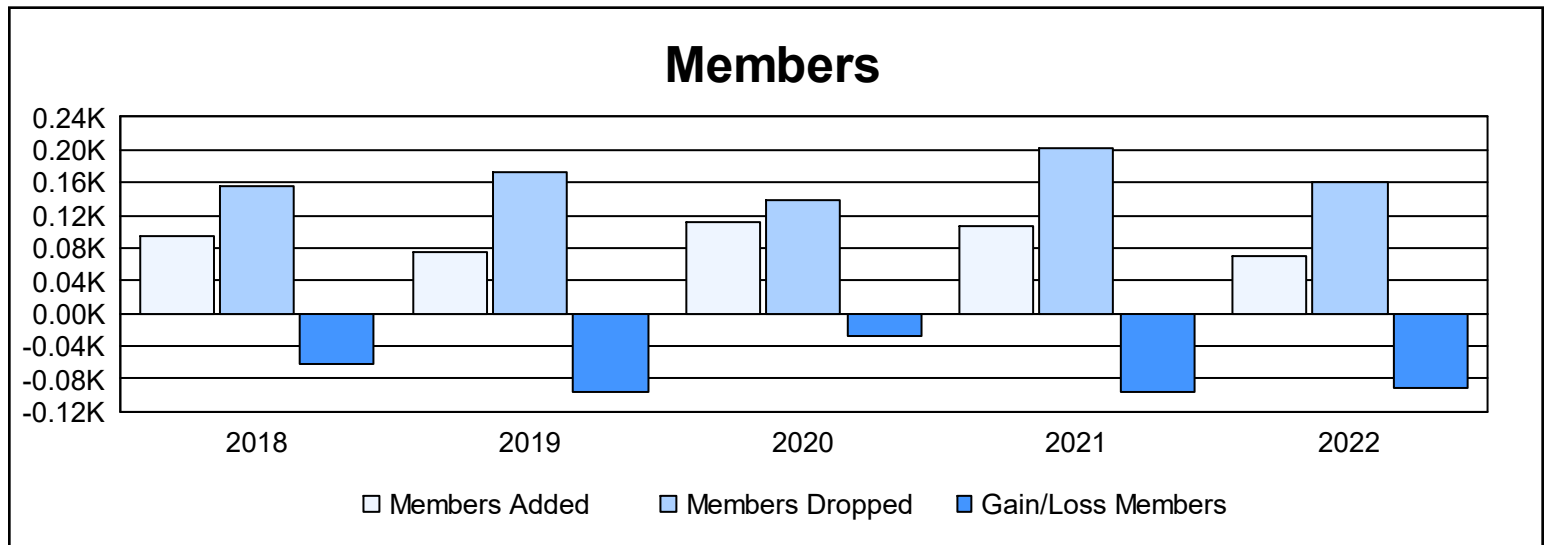
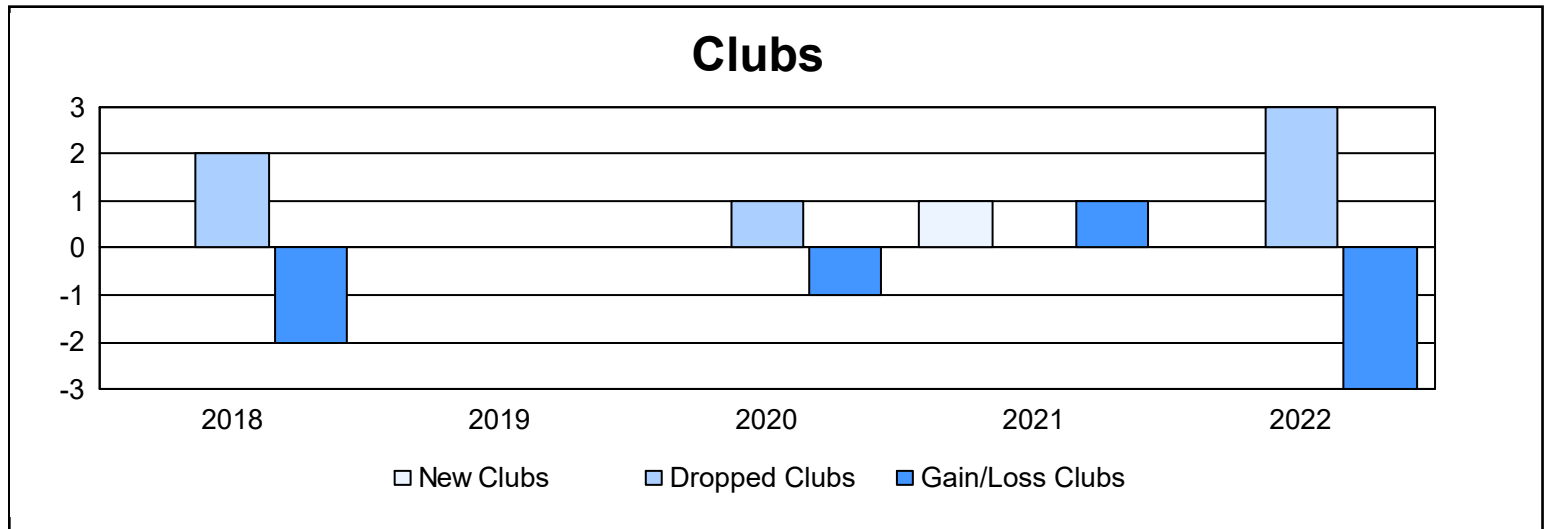
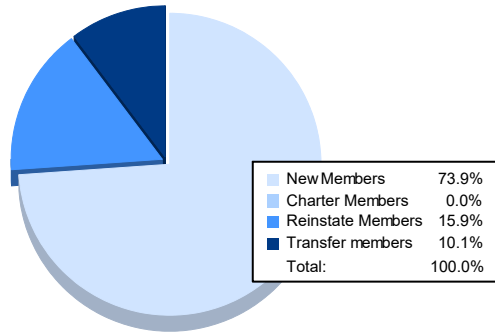


| Year | New Clubs | Dropped Clubs | Gain/ Loss Clubs | New Members | Charter Members | Reinstate Members | Transfer Members | Total Member Added | Total Members Dropped | Gain/ Loss Members |
|----------------|-----------|---------------|------------------|-------------|-----------------|-------------------|------------------|--------------------|-----------------------|--------------------|
| 2017-2018 | 0 | 2 | -2 | 72 | 1 | 18 | 3 | 94 | 156 | -62 |
| 2018-2019 | 0 | 0 | 0 | 61 | 0 | 11 | 4 | 76 | 172 | -96 |
| 2019-2020 | 0 | 1 | -1 | 104 | 0 | 6 | 2 | 112 | 139 | -27 |
| 2020-2021 | 1 | 0 | 1 | 44 | 46 | 9 | 8 | 107 | 202 | -95 |
| 2021-2022 | 0 | 3 | -3 | 51 | 0 | 11 | 7 | 69 | 160 | -91 |
| Average | 0 | 1 | -1 | 66 | 9 | 11 | 5 | 92 | 166 | -74 |



Membership Composition June 2022 Cumulative



Gender Composition June 2022 Cumulative

